


Manual Switches

Electronic Control Pushbutton

MML21 Series

LED, INCANDESCENT, OR NON-LIGHTED DISPLAY



- FEATURES**
- Silver or gold contacts
 - Choice of rectangular or square housings
 - Accepts one LED or incandescent lamp
 - Printed wiring board or snap-in panel mounting
 - Bezels and mounting clips, LEDs and legended lenses can be furnished installed or ordered separately
 - UL recognized, CSA certified

Example: MML21KK3AAK
 Electronic control pushbutton switch with standard plunger; rectangular housing (black); bezel (black); mounting clips on long sides, PWB terminals; 1-pole, momentary action, silver contacts, black plunger.

Example: MML21KK3AAKRSDR
 As above, except furnished with red LED and red lens installed.

MML21KK3AAHRSXX20 as above, legended.

Catalog listing codes for switch, less assembled display options

MML21 STANDARD PLUNGER SWITCHES ORDER GUIDE

MML21K		K		3		AA	
Housing Type		Mounting		Terminals		Circuitry/Action (Each pole is double throw)	
		Rectangular	Square			Rectangular	Square
MML21K Rectangular Black Housing MML21H Square Black Housing		A No bezel (PWB mounting) K Black bezel, mtg. clip/long sides	A No bezel (PWB mounting) R Black bezel & mtg. clip	3 Printed Wiring Board 2 Solder	Silver Contacts: AA 1 pole, mom. action AB 1 pole, alt. action AC 2 pole, mom. action AD 2 pole, alt. action Gold Contacts: BA 1 pole, mom. action BB 1 pole, alt. action BC 2 pole, mom. action BD 2 pole, alt. action		Silver contacts: AA 1-pole, mom. action AB 1-pole, alt. action Gold contacts BA 1-pole, mom. action BB 1-pole, alt. action

MML21 ONE PIECE LENS/PLUNGER SWITCHES ORDER GUIDE

Catalog listing codes for switch, less assembled display options

MML21H		K		3		AA	
Housing Type		Mounting		Terminals		Circuitry/Action (Each pole is double throw)	
		Rectangular	Square			Rectangular	Square
MML21K Rectangular Black Housing MML21H Square Black Housing		A No bezel (PWB mounting) K Black bezel, mtg. clip/long sides	A No bezel (PWB Mounting) R Black bezel & mtg. clip	3 Printed Wiring Board 2 Solder	Silver Contacts: AA 1 pole, mom. action AB 1 pole, alt. action AC 2 pole, mom. action AD 2 pole, alt. action Gold Contacts: BA 1 pole, mom. action BB 1 pole, alt. action BC 2 pole, mom. action BD 2 pole, alt. action		Silver contacts: AA 1-pole, mom. action AB 1-pole, alt. action Gold contacts BA 1-pole, mom. action BB 1-pole, alt. action

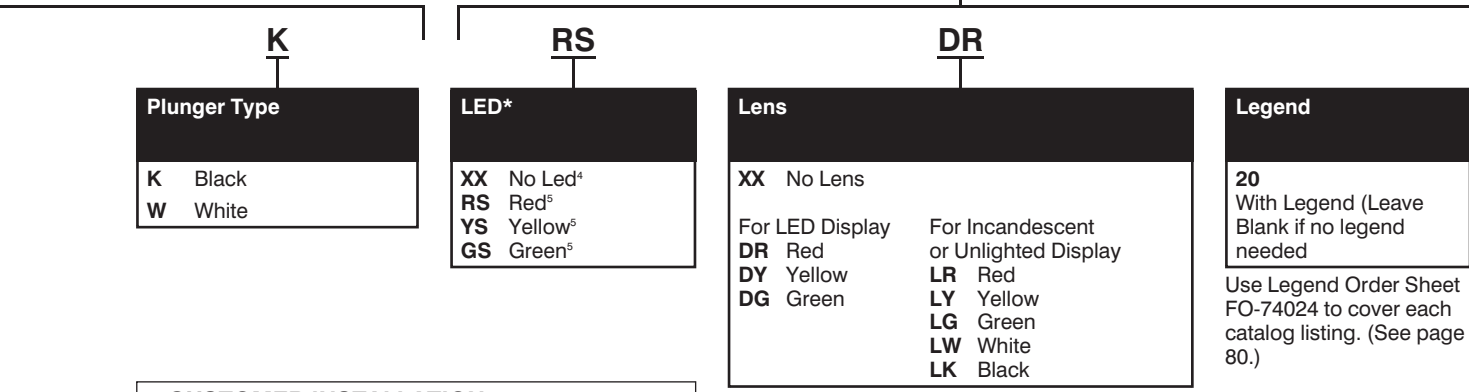
Manual Switches

Electronic Control Pushbutton Switches

MML21 Series

Electrical Data	page 69
Bezels	page 84
Strip and matrix mounting	page 83
PWB pin locations	page 91

Order display options assembled to switch by adding codes below³



CUSTOMER INSTALLATION:

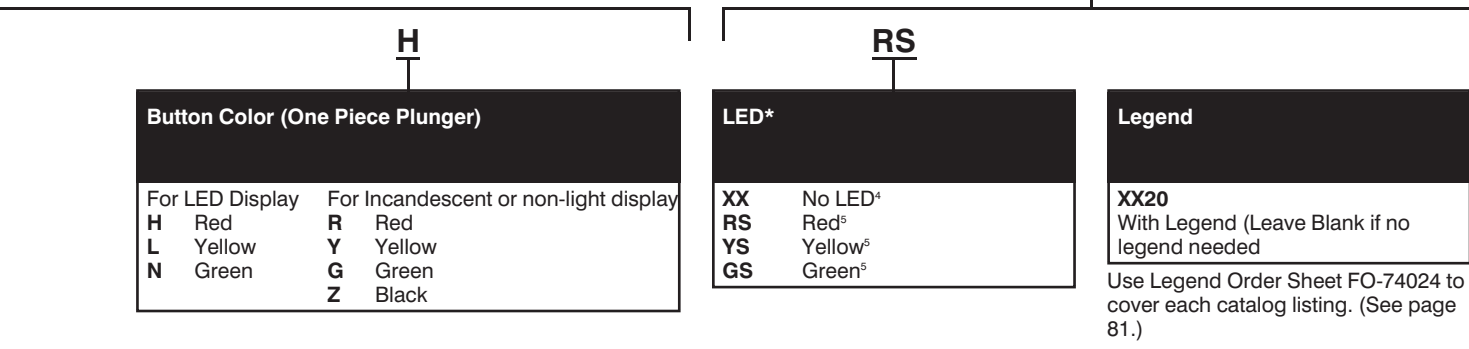
LED

- Order LED and receptacle, page 84.
- Installation instructions, page 85/87.

Incandescent Lamp

- Order lamp/PWB receptacle or lamp/solder receptacle, page 86.
- Installation instructions, page 87.

Order display options assembled to switch by adding codes below



- *Notes:**
- When an LED is specified in a **rectangular** MML21 listing, MICRO SWITCH will permanently install it in the housing.
 - MICRO SWITCH does **not** permanently install an LED in a **square** MML21 listing. To install an LED in a square housing, order a MML93L or MML93G receptacle and a MML92 LED (see pages 86 and 88).
 - Include four digits (XXXX or XX DR) when a legend is required.
 - For square or rectangular only.
 - For rectangular only.

Manuals